



INTERNATIONAL  
2023

<sup>®</sup>  
CUPID  
FINE SHAPEWEAR

CupidFine® Shapewear offers sleek, smooth elegance and a range of control to suit all body types and needs. All products are hand-made under rigorous quality standards and evaluated to ensure they meet specific performance benchmarks before ever leaving the factory. Additionally, all products come with a 100% replacement guarantee.

MODERATE CONTROL	Everyday control to smooth and shape
FIRM CONTROL	Transforming control to shape and smooth
EXTRA FIRM CONTROL	Ultimate control to slim, shape and smooth

## What size should I buy?

Plus Styles 4005 & 4009

size:	1X	2X	3X	4X
bra:	40	42	44	46
waist:	40-42	44-46	48-50	52-54
hips:	48-50	52-54	56-58	60-62
dress:	18/20	22/24	26/28	30/32

size:	S	M	L	XL	2XL
bra:	32	34	36	38	40
waist:	25-27	28-30	31-33	34-36	37-39
hips:	35-37	38-40	41-43	44-46	47-49
dress:	4/6	8/10	12/14	16/18	18/20

		NORMAL BAND SIZE					
		36	38	40	42	44	46
NORMAL CUP SIZE	C	36	38	40	42	44	46
	D	36	38	40	42	44	46
	DD	38	40	42	44	46	48
	DDD	38	40	42	44	46	48
	G	40	42	44	46	48	48

All CupidFine® garments feature:

- LIGHT, MODERATE, FIRM or EXTRA FIRM control
- Super stretch, thin fabrics for extraordinary "barely there" comfort and maximum ease in sliding on and off
  - Invisible seams for a tailored appearance
- WONDERFUL EDGE® technology to prevent ride-up on legs and waist
- Superior design provides NO midriff roll-down

**CUPID®**  
FINE SHAPEWEAR

318 North 29th Street, Blackwell, OK 74631, 580.363.1935


## PLUS SIZE

### FEATURES:

- Wonderful Panel® tummy
- Seamless appearance
- Wonderful Edge® leg


### BENEFITS:

- Smooth, hidden tummy shaping
  - No show under clothes
- No-ride up, no panty lines



**2005-E  
HI-WAIST  
BRIEF**

1X-4X  
Black,  
Warm Beige



**2009-E  
HI-WAIST  
THIGH SLIMMER**

1X-4X  
Black,  
Warm Beige

CupidFine Moderate Control styles are designed to disappear under your clothing, yet provide moderate control, allowing a feeling of containment and confidence.

All styles have a seat construction that is designed to uplift, separate, and provide a natural appearance.

No Lines • No Ride  
**WONDERFUL®**  
edge

**WONDERFUL®**  
PANEL

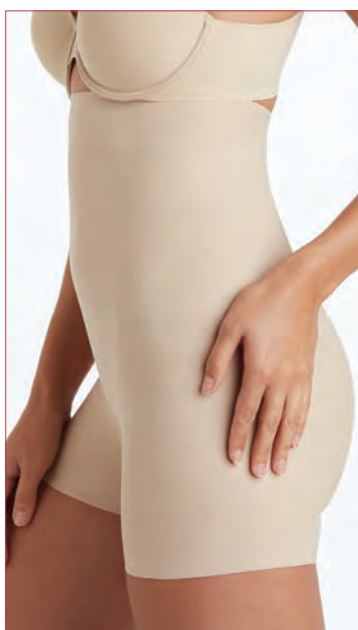


# sleek essentials

- Limited seam design for smoothing under your most fitted outfits
- Designed to be your everyday sleek essential
- Our innovative **Comfort Tech Band** lies flat without lines, flattens tummy and won't dig or roll.



## Smooth, Sleek & Essential



**2734-E**  
**HI-WAIST**  
**THONG**

S-2XL  
Black,  
Warm Beige

**2738-E**  
**HI-WAIST**  
**BOYSHORT**

S-2XL  
Black,  
Warm Beige

**2735-E**  
**HI-WAIST**  
**BRIEF**

S-2XL  
Black,  
Warm Beige

**Comfort**  
**TECH BAND**  
no digging, no rolling  
no kidding!

FIRM CONTROL

skin  
benefit

Infused with Aloe



Focus on wellness  
with this super-soft  
premium fabric that  
soothes skin and  
keeps you in control.

**2155-E NEW!**  
**HI-WAIST BRIEF**

S-2XL • Black,  
Cameo Rose

**2159-E NEW!**  
**HI-WAIST  
THIGH SLIMMER**

S-2XL • Black,  
Cameo Rose

**2158-E NEW!**  
**WAISTLINE  
BIKE PANT**

S-2XL • Black,  
Cameo Rose

**2152-E NEW!**  
**TOP SHAPER**

S-2XL • Black,  
Cameo Rose





# WONDERFUL *u*®

## "Fits You" Design

---

### How does it work?

The underwire(s) are anchored on a stretch band under the bra cups. Also, the usually rigid center front of the bra is now constructed with a flexible material. These two "flex elements" allow the underwire to float and rotate around your breast for great comfort and support.

#### 2491-E LOW BACK BODYBRIEFER with" BACK MAGIC"

34-36B, 34-38C,  
34-38D,DD  
Black,  
Warm Beige

#### FEATURES:

- Low back solution for getting glam in tops or dresses
- Molded foam cups
- Beautiful sheer back with waist shaping Back Magic®



#### 2490-E BODYBRIEFER

34-36B, 34-38C,  
34-38D, DD, DDD  
& G  
Black, Warm Beige

WONDERFUL®  
edge

FIRM CONTROL

# adJUST Perfect™

Life Happens...  
Bodies Change

Designed to adJUST up or down  
in size, and still keep the  
same control.



## 2172-E CAPRI PANTLINER

S-2XL  
Black,  
Warm Beige

## 2174-E WAISTLINE BRIEF

S-2XL  
Black,  
Warm Beige

## 2176-E WAISTLINE BIKE SHORT

S-2XL  
Black,  
Warm Beige

Built-in Bra

STEP-IN  
to put on


## 2242-E FULL FIGURE CAMISOLE

36, 38, 40, 42, 44, 46

Black, Warm Beige

- Wear under layered looks
- Cushioned, adjustable straps
- Wonderful Edge® hem stays put!





2093-E  
TORSETTE  
THIGH  
SLIMMER

S-2XL  
Black,  
Warm Beige

What is  
**Back  
Magic®?**



2091-E  
TORSETTE  
BODYBRIEFER

S-2XL  
Black,  
Warm Beige

SHAPE  
AWAY® with  
**BACK  
MAGIC®**

No Lines • No Ride  
**WONDERFUL®**  
edge

**WAIST cincher**



2078-E  
HOOK  
-N-EYE  
WAIST  
CINCHER  
S-2XL  
Black,  
Warm Beige

**SHEERthong**



2778-E  
HI-WAIST  
THONG  
S-XL  
Black,  
Warm Beige

**FIRM CONTROL**



EXTRA FIRM CONTROL

# TUMMY TUX

Instant tummy tuck!

Designed to lift  
lower abs

Criss cross bonded  
panels pull you in for the  
ultimate flat tummy

Power mesh V release in the  
front for adjustability

WONDERFUL EDGE® leg for  
no lines, no ride



## 2435-E HI-WAIST BRIEF

S-2XL  
Black,  
Warm Beige

## 2439-E HI-WAIST THIGH SLIMMER

S-2XL  
Black,  
Warm Beige

**CUPID®**  
FINE SHAPEWEAR

318 North 29th Street  
Blackwell, OK 74631  
580.363.1935

